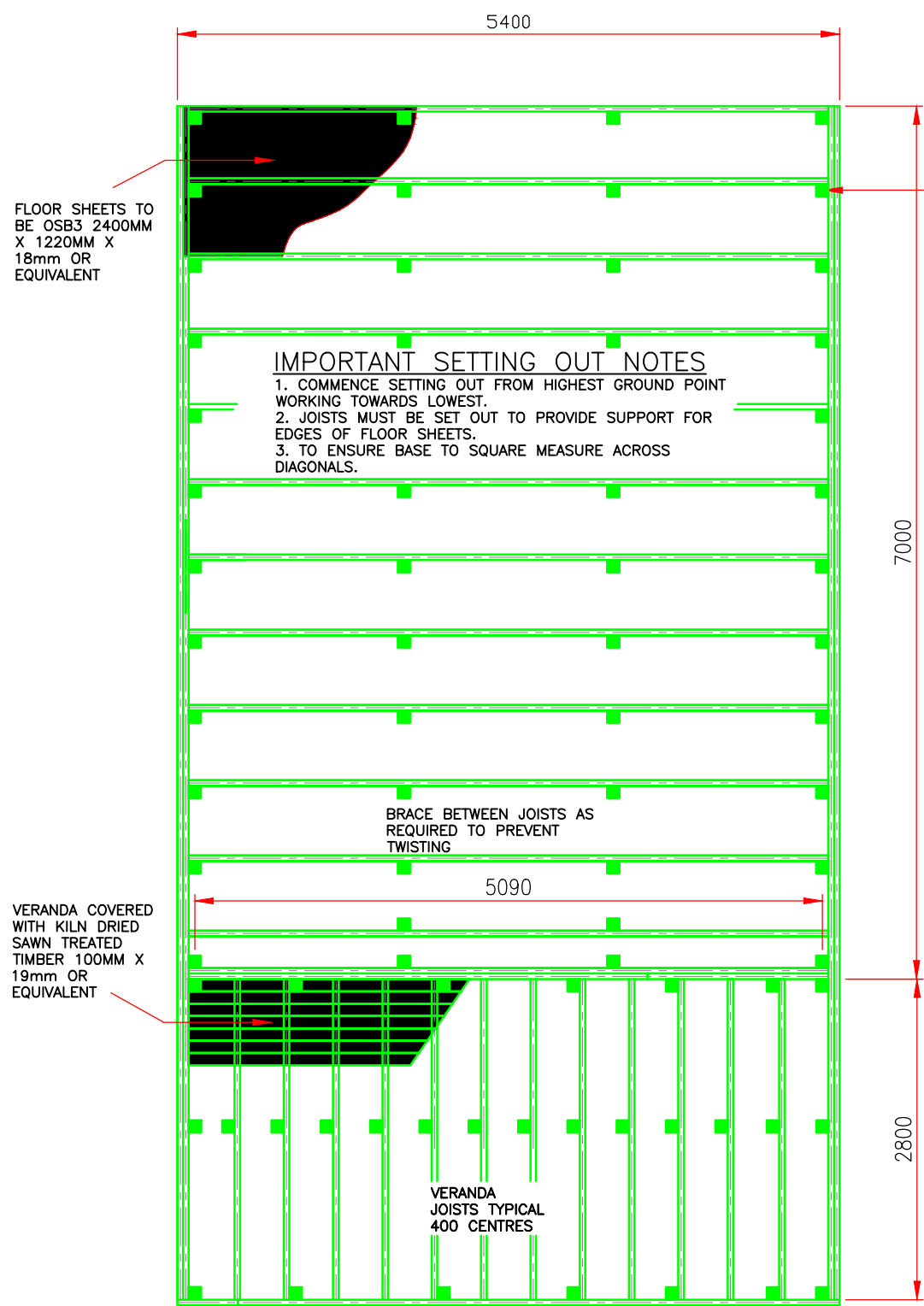


NOTES:
1. DIMENSIONS ARE NOT TO BE SCALED FROM THIS DRAWING. ANY DIMENSIONS NOT SHOWN ARE TO BE CHECKED ON SITE.

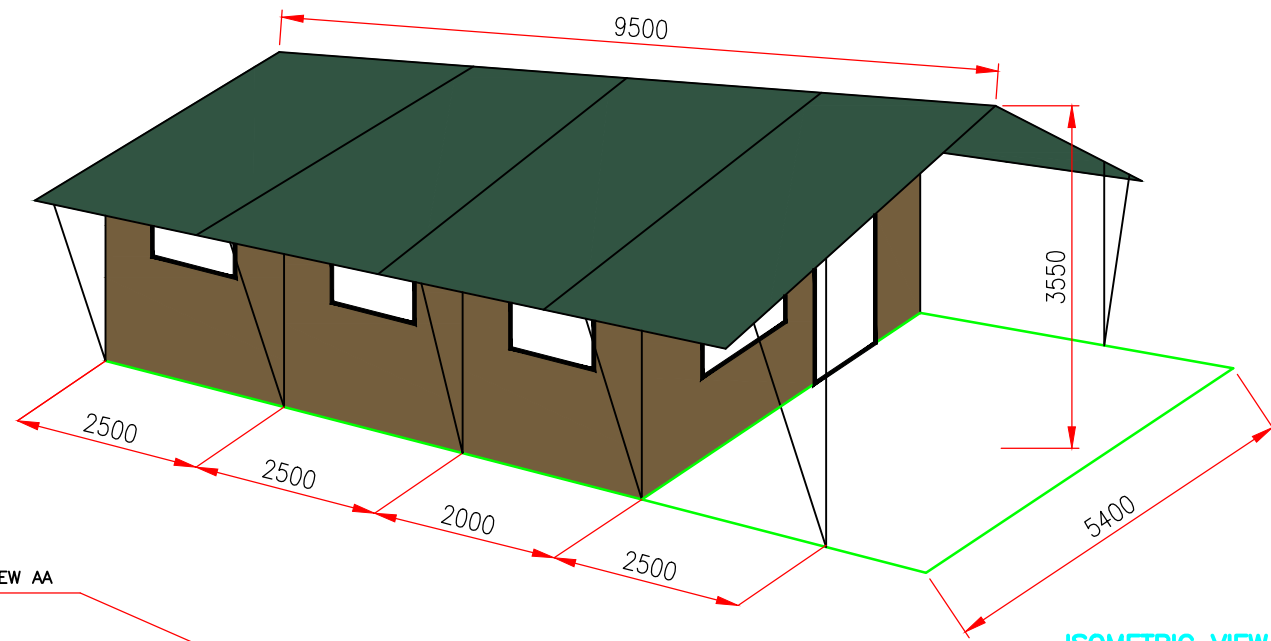


IMPORTANT SETTING OUT NOTES
1. COMMENCE SETTING OUT FROM HIGHEST GROUND POINT WORKING TOWARDS LOWEST.
2. JOISTS MUST BE SET OUT TO PROVIDE SUPPORT FOR EDGES OF FLOOR SHEETS.
3. TO ENSURE BASE TO SQUARE MEASURE ACROSS DIAGONALS.

JOIST FRAME TO BE C16 GRADE KILN DRIED SAWN TREATED TIMBER 100X47mm OR EQUIVALENT

100mm x 100mm POSTS LEVELLED TO SUIT GROUND CONDITIONS

MATERIALS LIST		
NO.	ITEM	QUANTITY
1	RECOMMEND ALL JOISTS TO BE C16 GRADE KILN DRIED SAWN TREATED TIMBER 100X47mm OR EQUIVALENT	APPROX 140M
2	RECOMMEND FLOOR SHEETS TO BE OSB3 2400MM X 1200MM X 18mm OR EQUIVALENT	APPROX 12 SHEETS / 35M2
3	RECOMMEND VERANDA COVERED WITH KILN DRIED SAWN TREATED TIMBER 100MM X 19mm OR EQUIVALENT	APPROX 120M / 12M2
4	RECOMMEND GROUND POSTS 100mm X 100mm LENGTHS TO SUIT CONDITIONS	APPROX 60 POSTS LENGTH TO SUIT GROUND CONDITIONS
5	SCREWS EXTERNAL GRADE RECOMMEND No10 3" FOR ALL JOIST FIXINGS AND No8 2" FOR SHEETS AND VERANDA BOARD FIXING. TENT LEGS TO BE FIXED WITH M10 X 75MM COARSE THREAD COACH BOLTS	QUANTITY TO SUIT

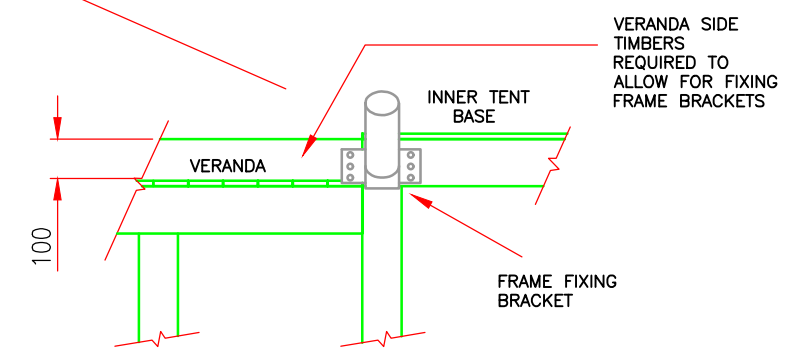


ISOMETRIC VIEW NTS

VIEW AA

VERANDA CAN BE EXTENDED TO SUIT CUSTOMER REQUIREMENTS TYPICAL 2400

VERANDA SET OUT LOWER THAN TENT BASE TO PROVIDE A STEP AND ALLOW INNER TENT FRONT SHEET TO FINISH FLUSH. RECOMMEND 100mm. NOTE EDGE TIMBERS REQUIRED AT SAME HEIGHT AS BASE TO PROVIDE FIXING FOR TENT FRAME LEGS.



ELEVATION VIEW AA NTS

BASE PLAN SCALE NTS

This Drawing and information contained within is Copyright © Clear Sky Safari Tents

Rev	Description	Drawn	Chkd	App'd	Date
1	FIRST ISSUE	BS			28/11/16



Clear Sky
The Barn
Mount Pleasant Farm
Seven Mile Lane
Peckham Bush
Kent TN12 5NE
TEL: 0845 2996484

WT2 PLUS

Originated By	Drawn By	Checked By	Approved By
BS	BS		
Date	Date	Date	Date
28/11/16	28/11/16		
Scale	Status		
NTS			

Project Title

Drawing Title
TENT BASE GA

Drawing No. WT2 PLUS BASE Original Size A1